


STRIP DRAIN INSTALLATION INSTRUCTIONS

1. TRENCHING

Dig a 2-4" wide trench using a standard trenching machine such as those available at local rental outlets. The trench should be about 3" deeper than the width of the drain - 9" for 6" wide drain.

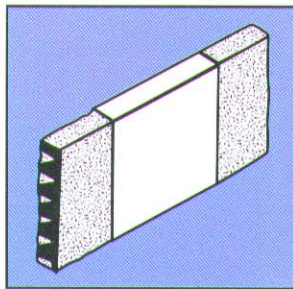
2. DRAIN INSTALLATION

Place the strip drain in the trench to fit against the side of the trench and at the bottom of the trench. Backfill trench with sand to avoid settlement. Enough sand - about 3" - should cover the top of the drain to keep the drain below aerators and other equipment.



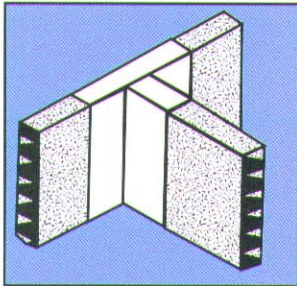
3. SPLICING DRAIN

AKWADRAIN strip drain is usually shipped in 50' rolls. To connect rolls, use the standard **AKWADRAIN** straight connector. Place the ends of the drain about 2" into the connector. Tape connection to hold in place during installation.



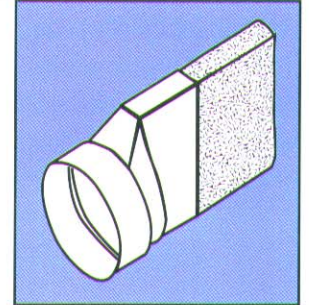
4. TEE CONNECTIONS

A standard **AKWADRAIN** Tee connector is available to join one run or branch of drain to another. Place the ends of the drain 2" into the two ends of the Tee connector. Place the end of the single drain 2" into the side of the tee connector. Do not insert this drain so far that it blocks off straight-through drains. Tape connections.



5. OUTLET CONNECTIONS

Outlet to carry water away from the drain are placed as required by the application. The usual material for outlet pipes is either corrugated polyethylene pipe or 4" smooth-wall PVC pipe (Schedule 40 or sewer pipe). Connections between the strip drain and outlet pipe are made using a standard **AKWADRAIN** outlet connector.



To install the outlet connector, slide the end of the drain about 2" into the outlet connector. Tape connection.

To connect pipe, slide pipe into outlet connector and tape joint. Standard pipe elbows may be used for 45° and 90° turns.



AKWADRAIN™ Foundation Drainage System is listed with the National Evaluation Service, Inc. See National Evaluation Service, Inc. Report No. **NER-569** for allowable values and/or conditions of use concerning material presented in this document. Report No. **NER-569** is subject to re-examination, revisions and possible closing.

For more information contact:



AMERICAN WICK DRAIN CORPORATION

1209 Airport Road, Monroe, North Carolina 28110 USA
800 242-WICK(9425) & (704) 238-9200 Fax (704) 296-0690

www.americanwick.com
info@americanwick.com