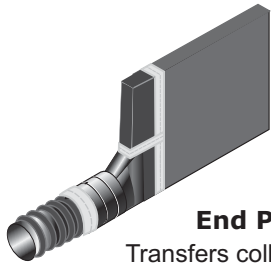


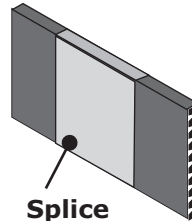
AKWADRAIN™ Prefabricated plastic soil strip drain systems

AKWADRAIN Strip Drain Fittings



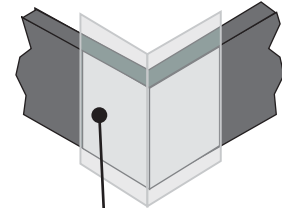
End Pipe Outlet

Transfers collected water from strip drain to 4" pipe*



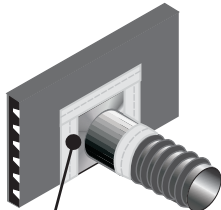
Splice

Connects two sections of strip drain
Available for 6" drain only*



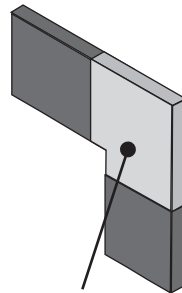
Corner Guard

Maintains flow around outside corners for 6" or 12" strip drain



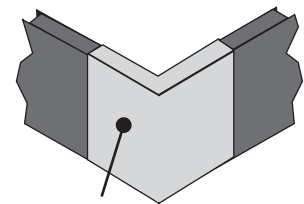
Tee Pipe Outlets

Transfers collected water from strip drain to 4" pipe*



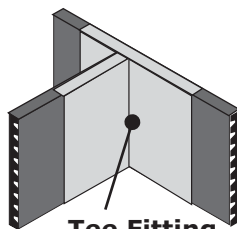
Step Downs

Allows strip drain down stepped footers for 6" or 12" drain.



Corner Fitting

Maintains flow around inside or outside corners
Available for 6" only



Tee Fitting

Connects three sections of strip drain together

Must have two fittings to maintain sections greater than 6"

*Fittings for Strip Drain greater than 6" will require fittings referred to as the Universal End Outlet or Universal Tee Outlet.

When splicing is necessary for strip drain greater than 6 inches, splicing can be accomplished by taking the two connecting pieces and folding back fabric and exposing the interior dimpled core. Overlap the cores and snap together. Lastly overlap and tape remaining fabric in place to complete splice.

To make an End Cap, fold back the fabric at the end of the Strip Drain and expose the plastic core. Cut away several rows of core, leaving the fabric in place. Fold fabric back over core and secure with tape to close end.

Title AKWADRAIN STRIP DRAIN FITTINGS

File Name Fittings2006

Scale: NTS
Date: 6/2006



American Wick Drain Corporation
1209 Airport Road Monroe, NC 28110, USA
800-242-WICK 704-238-9200 Fax 704-295-0690
www.americanwickdrain.com info@americanwick.com