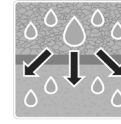





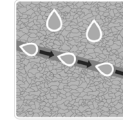
EROSION PROTECTION



FILTRATION



SEPARATION



DRAINAGE

Mirafi® N-Series Nonwoven Polypropylene Geotextiles for Soil Separation and Drainage

TenCate develops and produces materials that function to increase performance, reduce costs and deliver measurable results by working with our customers to provide advanced solutions.

The Difference Mirafi® N-Series Nonwoven Geotextiles Make:


- **Construction.** Mirafi® N-Series polypropylene nonwoven geotextiles easily conform to the ground or trench surface for trouble free installation.
- **Strength.** Mirafi® N-Series geotextiles withstand installation stresses with high puncture and tear resistance.
- **Drainage.** High permittivity properties provide high water flow rates while providing excellent soil retention.
- **Environmental.** Mirafi® N-Series geotextiles are chemically stable in a wide range of aggressive environments.
- **Cost Effective.** Mirafi® N-Series geotextiles provide economical solutions to many civil engineering applications including a cost effective alternative to graded aggregate filters.

APPLICATIONS

Mirafi® N-Series nonwoven geotextiles are used in a wide variety of applications including soil separation and drainage applications. Lightweight nonwovens are predominantly used for subsurface drainage applications along highways, within embankments, under airfields, and athletic fields. For these drainage structures to be effective, they must have a properly designed protective filter.

Mirafi® N-Series nonwoven geotextiles eliminates the challenge of determining the aggregate gradation required to match soil conditions, finding a convenient and economical source of a specific aggregate, transporting and placing graded aggregate, and assuring that the constructed in-place drainage system provides effective filter performance.

Heavyweight nonwovens are used in critical subsurface drainage systems, soil separation, permanent erosion control, and geomembrane liner protection within landfills. These geotextiles provide the required strength and abrasion resistance to withstand installation and application stresses to create an effective, long term drainage solution.



Mirafi® N-Series Nonwoven Geotextiles

INSTALLATION GUIDELINES*

French and Trench Drains Geosynthetic Placement

Cut geosynthetic to proper width prior to placement. Width should be enough to conform to the trench perimeter with at least a 6in (15cm) top overlap. Place the geosynthetic roll over the trench, and unroll enough geosynthetic that the geosynthetic can be placed down into the trench. Anchor the edges of the geosynthetic with heavy objects to prevent the geosynthetic from falling into the trench. Where overlaps are necessary between rolls, allow for 3 ft (.9m) overlap from the upstream to the downstream roll.

* These guidelines serve as a general basis for installation. Detailed instructions are available from your TenCate representative.

